

Super Q Glasswasher by

The Convenience of a Carousel with the Cleaning Power of a Dishmachine

Super Q Glasswasher

REVOLUTIONARY
IN CONCEPT
REVOLUTIONARY
IN DESIGN

- **Full load washing – saves power, water, and chemicals**
- **Fast – only 75 seconds per cycle**
- **Rotating spray arm - provides outstanding results**
- **Divided carousel, creates a washing chamber that cleans with a recirculating, high-volume water spray**
- **Load, unload & wash simultaneously**



The Super Q (model ASQ) Glasswasher is revolutionary in both concept and design. It offers the cleaning action of a dishmachine in a carousel system. The carousel is divided into three positions by stainless steel panels. These panels isolate each compartment, controlling the water and washing action of the rotating spray.

With the push of the lever, the carousel easily rotates and locks into the next position. While the glasswasher does the cleaning, the bartender can unload spot-free glasses and load the glassware to be washed, efficiently cleaning full loads.

At American Dish Service, Quality People, Designs, and Products have been the foundations of our organization for over *45 years*.



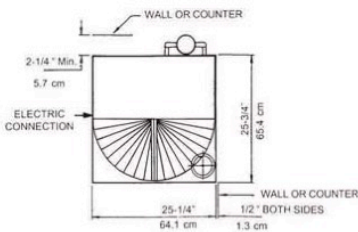
BCI
PROFESSIONAL

800.577.6202 • www.BCIchem.com

Super Q Glasswasher

THE WORLD'S BEEN WAITING FOR IT
 AND NOW ADS HAS IT

- **120° final rinse – allows rinse-aids to work providing spot free glassware**
- **Manual turn – eliminates washing one glass at a time**
- **Sustainer heater – maintains tank temperature**
- **Built-in chemical storage (one gallon containers)**
- **Quiet operation**



TOP VIEW

CAUTION:

Electrical and Plumbing connections must be made by a qualified Service Person who will assure that the installation is in compliance with all available federal, state, and local Health, Electrical, Plumbing, and Safety codes.

CONNECT TO ELECTRICAL SUPPLY SOURCE

USING 14-12 AWG COPPER WIRE
 CIRCUIT PROTECTION: 15 AMP CIRCUIT BREAKER
 OR FUSE WITH A 15 AMP RATING

NOTE:
 All dimensions listed have a tolerance of
 + or - 1/8" unless otherwise noted.

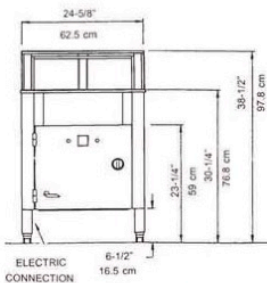
Manufacturers of Ware Washing Equipment
WWW.AMERICANDISH.COM

Model ASQ Specifications

MODEL ASQ

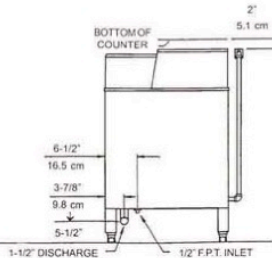
RATED CAPACITY (LOADS PER HOUR)	48
WASH TIME (SECONDS)	40
RINSE TIME (SECONDS)	14
DWELL (SECONDS)	21
TOTAL CYCLE TIME (SECONDS)	75
	57.6 GAL. PER HR.

WATER TEMPERATURE	120°F 49°C
WATER CONSUMPTION	1.2 GALLONS PER CYCLE 4.5 LITERS PER CYCLE
MOTORS	1/2 H.P., 3600 R.P.M. .373 KW
HEATER	350 W .350 KW
ELECTRICAL RATINGS	115 VOLTS SINGLE PHASE 7.5 AMP 60 HZ
WATER INLET	1/2" F.P.T. 1.3 CM
DRAIN	1 1/2" O.D. 3.8 CM
HEIGHT (OVERALL)	38-1/2" 97.8 cm
WIDTH (OVERALL)	25-25" 64.1 CM
DEPTH (OVERALL)	28" 71.1 CM
SHIPPING WEIGHT	266 POUNDS (120.7 kg)
SHIPPING DIMENSIONS	36"L x 36"W x 46"H 91.4 cm x 91.4 cm x 116.8 cm



FRONT VIEW

*Manufacturer reserves the right to modify these specifications in compliance with regulatory



SIDE VIEW